







A Checklist for our Everglades Reach Program

www.ScienceEye.com

Please email or make copies of this brief checklist to give to each participating teacher, it will help them to prepare for our visit.

-  Be aware of YOUR start time
-  Be aware of YOUR end time (90 minute program)
-  Divide your class into 6 stations (please rearrange desks and clear them BEFORE we start)
-  RESCHEDULE your lunch time so as not to conflict with YOUR PROGRAM TIME

We plan to arrive in your classroom 5-10 minutes ahead of your scheduled time just to unpack our materials. We hope our presence will not inconvenience you.

Once again, we thank you for allowing us to share our unique hands-on programs with your students.

SCIENCE EYE

Science & Environmental Education Specialists

18241 SW 52nd Ct * Southwest Ranches, FL 33331

1-800-2-SCIENCE 954-680-7977 ENVIROEDU@SCIENCEEYE.COM